

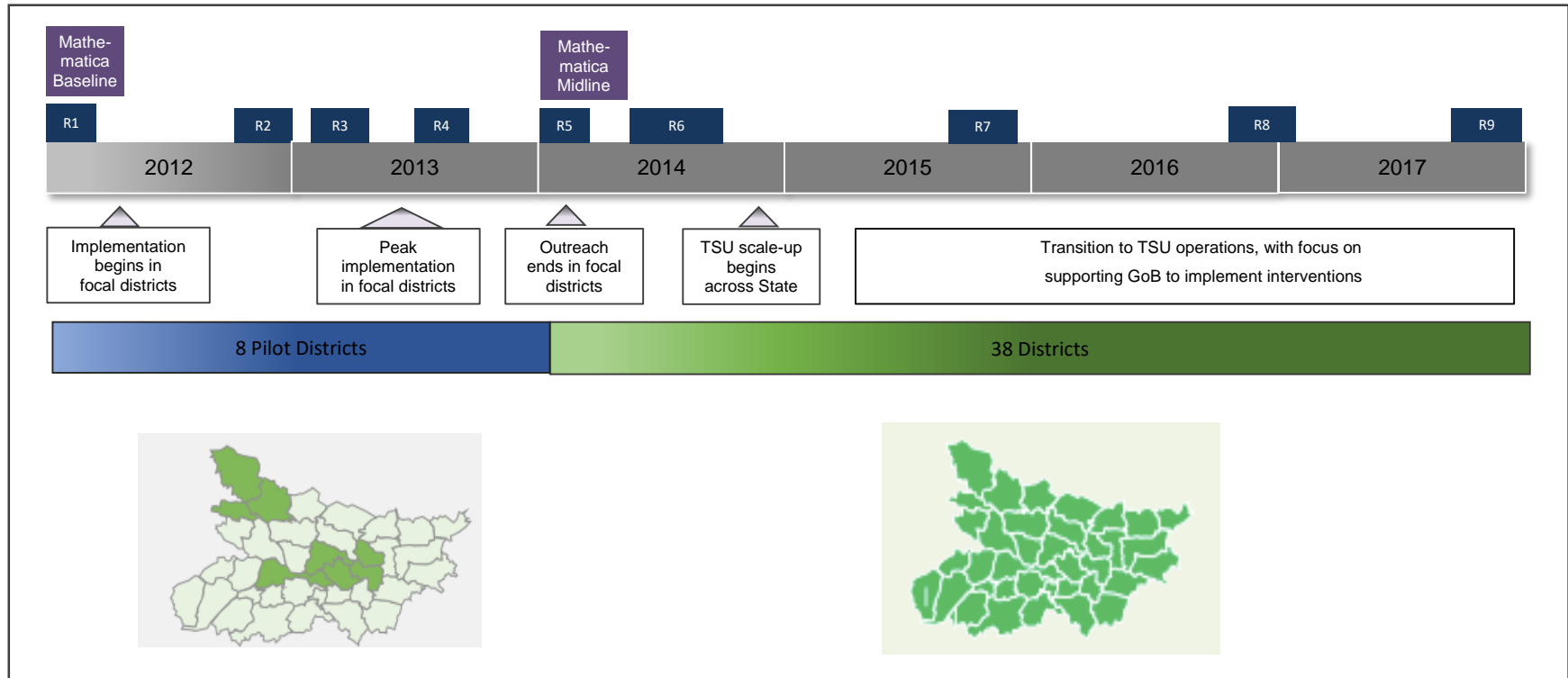
Supplementary Tables and Figures

Supplementary Table 1: National Family Health Survey [NFHS-3 (2005/2006) and NFHS-4 (2015/2016)] data for India (nationwide) and Bihar

Indicator	NFHS-3 (2005-2006) Bihar	NFHS-3 (2005-2006) India	NFHS-4 (2015-2016) Bihar	NFHS-4 (2015-2016) India
Female literacy (age 15-49)	37.0%	55.1%	49.6%	68.4%
Contraception prevalence rate	34.1%	56.3%	24.1%	53.5%
≥4 ANC visits	11.2%	37.0%	14.4%	51.2%
Institutional delivery rate	19.9%	38.7%	63.8%	78.9%
Fully immunised children age 12-23 months	32.8%	43.5%	61.7%	62.0%
Children under 6 months exclusively breastfed	28.0%	46.4%	53.5%	54.9%
IFA consumption 100+ days	6.3%	15.2%	9.7%	30.3%

Source: National Family Health Survey, India: <http://rchiips.org/nfhs/>

Supplementary Figure 1: Evaluation timeline comparing Mathematica and CHS survey data collection periods, Bihar, India



Adapted from: CARE India, *What change have we catalyzed in Bihar?* IFHI/TSU Partners' Meeting, February 2015 [unpublished]

Supplementary Table 2. Input variables to construct the wealth index by data source

Input List	Mathematica		CHS		NFHS	
	Baseline	Midline	R2-5	R6-9	NFHS-3	NFHS-4
Assets						
Electricity	Yes	Yes	Yes	Yes	Yes	Yes
Mattress	Yes	Yes	Yes	Yes	Yes	Yes
Pressure cooker	Yes	Yes	Yes	Yes	Yes	Yes
Chair	Yes	Yes	Yes	Yes	Yes	Yes
Cot or bed	Yes	Yes	Yes	Yes	Yes	Yes
Table	Yes	Yes	Yes	Yes	Yes	Yes
Electric fan	Yes	Yes	Yes	Yes	Yes	Yes
Radio or transistor	Yes	Yes	Yes	Yes	Yes	Yes
Black & white television	Yes	Yes	Yes	Yes	Yes	Yes
Colour television	Yes	Yes	Yes	Yes	Yes	Yes
Sewing machine	Yes	Yes	Yes	Yes	Yes	Yes
Mobile phone	Yes	Yes	Yes	Yes	Yes	Yes
Any other telephone	Yes	Yes	Yes	Yes	Yes	Yes
Computer	Yes	Yes	Yes	Yes		Yes
Refrigerator	Yes	Yes	Yes	Yes	Yes	Yes
Watch or clock	Yes	Yes	Yes	Yes	No	Yes
Bicycle	Yes	Yes	Yes	Yes	No	Yes
Motorcycle or scooter	Yes	Yes	Yes	Yes	Yes	Yes
Animal-drawn cart	Yes	Yes	Yes	Yes	No	Yes
Car	Yes	Yes	Yes	Yes	No	Yes
Jeep	No	No	Yes	Yes	No	No
Handpump	No	No	Yes	Yes	No	No
Thresher	Yes	Yes	Yes	Yes	No	Yes
Tractor	Yes	Yes	Yes	Yes	No	Yes
Gas stove	No	No	Yes	Yes	No	
Water pump	Yes	Yes	No	No	No	Yes
Bank account	Yes	Yes	No	No	No	Yes
Own a house/other house	Yes	Yes	No	No	No	Yes
Education						
Highest education level attained	Yes	Yes	Yes	Yes	Yes	No
Living Status						
# of bedrooms (1,2,3,4+)	Yes	Yes	No	No	Yes	No
# of members per sleeping room	Yes	Yes	No	No	No	Yes
Sanitation/Water Sources						
Main Source of drinking water	Yes	Yes	No	Yes	No	Yes
Type of toilet facility	Yes	Yes	No	Yes	No	Yes
House Type						
Type of fuel	Yes	Yes	No	Yes	No	Yes
Materials for roof for house construction	Yes	Yes	No	No	No	Yes
Materials for wall for house construction	Yes	Yes	No	No	No	Yes
Materials for floor for house construction	Yes	Yes	No	No	No	Yes

Supplementary Table 3. Loading factors for the principal component analysis to construct the wealth index by data source (ranked high to low)

CHS R2-5 Wealth-related Variable	CHS R2-5 Loading Factors	CHS R6-9 Wealth-related Variable	CHS R6-9 Loading Factors	Mathematica Wealth-related Variable	Mathematica Loading Factors
asset:table	10.927	asset:an electric fan	10.211	asset:an electric fan	9.340
pucca:Kachcha	10.162	asset:table	8.073	asset:pressure cooker	8.678
asset:watch or clock	9.310	toilet facility:no facility/open defecation	7.881	asset:table	7.827
asset:electricity	8.538	asset:gas stove	6.977	asset:mattress	7.510
asset:an electric fan	7.657	asset:pressure cooker	6.076	asset:electricity	7.135
asset:chair	7.595	asset:electricity	5.975	asset:colour television	5.243
asset:mattress	7.139	asset:watch or clock	5.800	no bedroom 4grp:1 Room	4.329
hh highest edu cat:No Education	6.938	hh highest edu cat:No Education	5.217	roof construction:rcc/rbc/cement/concrete	4.316
asset:pressure cooker	4.580	asset:chair	5.037	asset:watch or clock	4.063
asset:bicycle	4.435	toilet facility:own flush toilet	4.817	asset:chair	3.978
pucca:Pucca	3.540	pucca:Kachcha	3.712	hh highest edu cat:No Education	3.642
asset:colour television	2.826	fuel type:LPG/Natural Gas	3.708	floor construction:mud/clay/earth	3.451
hh highest edu cat:Secondary (10-12 yrs)	2.644	asset:colour television	3.661	floor construction:cement	3.122
asset:handpump	2.427	asset:jeep	3.549	asset:motorcycle or scooter	2.789
asset:motorcycle or scooter	1.958	asset:motorcycle or scooter	3.339	asset:sewing machine	2.718
asset:gas stove	1.810	pucca:Pucca	2.136	asset:bicycle	2.554
pucca:Semi-Pucca	1.706	asset:bicycle	2.100	hh highest edu cat:Secondary (10-12 yrs)	2.334
asset:mobile phone	1.608	hh highest edu cat:Secondary (10-12 yrs)	1.920	wall construction:burnt bricks	2.289
asset:sewing machine	1.314	asset:sewing machine	1.671	wall construction:mud	2.239
asset:radio or transistor	0.881	drinking water:public hand pump/tube well/borehole	1.493	bank account	1.697
asset:cot or bed	0.627	asset:mattress	1.383	roof construction:thatch/palm leaf/reed/grass	1.644
hh highest edu cat:High (>12 yrs)	0.536	drinking water:hand pump into dwelling/yard/plot	1.245	drinking water:hand pump at home	1.298
asset:a black . white television	0.267	hh highest edu cat:High (>12 yrs)	0.875	no bedroom 4grp:3 Rooms	0.898
hh highest edu cat:Secondary (7-9 yrs)	0.252	fuel type:Wood	0.552	asset:mobile phone	0.687
asset:refrigerator	0.128	asset:mobile phone	0.547	hh highest edu cat:High (>12 yrs)	0.584

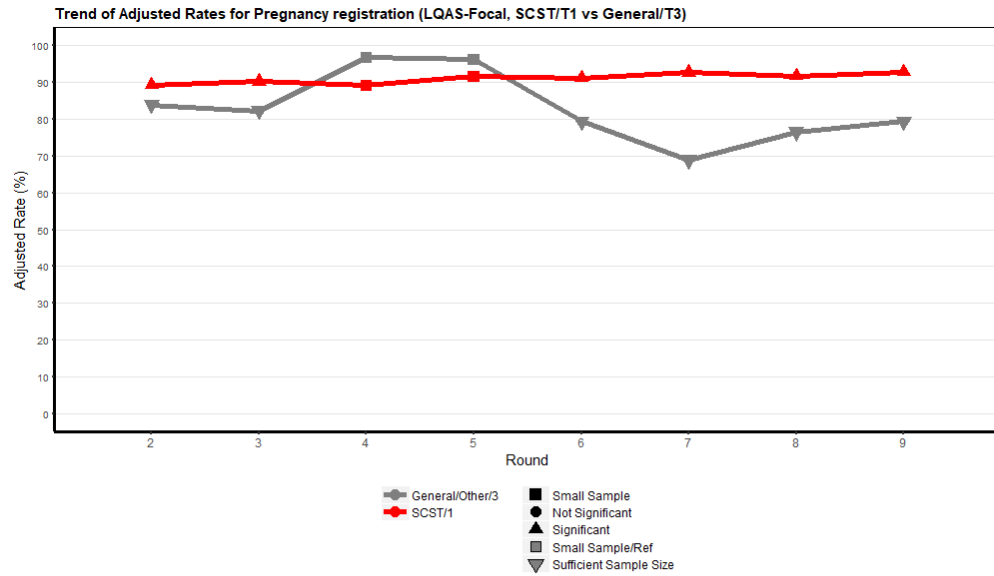
hh highest edu cat:Primary (<= 6yrs)	0.051	asset:cot or bed	0.382	no per sleeproom	0.521
asset:tractor	0.039	fuel type:Straw/Shrubs/Gra ss	0.331	no bedroom 4grp:4+ Rooms	0.471
asset:thresher	0.033	fuel type:Agricultural crop waste	0.261	asset:radio or transistor	0.449
asset:an animal.drawn cart	0.020	pucca:Semi-Pucca	0.216	wall construction:cement/concrete	0.444
asset:any other telephone	0.018	asset:refrigerator	0.173	asset:water pump	0.423
asset:jeep	0.015	toilet facility:own pit toilet	0.173	fuel type:lpg/natural gas	0.419
asset:computer	0.010	asset:radio or transistor	0.146	drinking water:government hand pump	0.365
asset:car	0.007	hh highest edu cat:Primary (<= 6yrs)	0.069	hh highest edu cat:Primary (<= 6yrs)	0.311
		hh highest edu cat:Secondary (7-9 yrs)	0.051	fuel type:straw/shrubs/grass	0.247
		drinking water:filtered water/ro water(jerican,bottle)	0.042	wall construction:cement blocks	0.206
		asset:a black . white television	0.037	no bedroom 4grp:2 Rooms	0.199
		asset:tractor	0.035	roof construction:calamine/cemen t fiber	0.159
		toilet facility:shared flush toilet	0.028	fuel type:dung cakes	0.151
		asset:computer	0.022	asset:cot or bed	0.140
		drinking water:other	0.020	wall construction: cane/palm/trunks/bamboo	0.137
		asset:car	0.018	asset:refrigerator	0.119
		fuel type:Dung Cakes	0.013	wall construction:bamboo with mud	0.100
		drinking water: piped water(dwell/yard/plot)	0.010	roof construction:tiles	0.089
		asset:thresher	0.009	roof construction:sod/mud and grass mixture	0.086
		asset:handpump	0.007	drinking water:tube well or borehole	0.070
		asset:an animal.drawn cart	0.001	wall construction: grass/reeds/thatch	0.061
		toilet facility:shared pit toilet	0.001	asset:a black/white television	0.057
		drinking water: piped water (public tap)	0.001	roof construction:burnt brick	0.040
		fuel type:Bio-Gas	0.000	wall construction:unburnt brick	0.035
		drinking water:unprotected dug well	0.000	drinking water:neighbour's hand pump	0.032
		drinking water:protected dug well	0.000	hh highest edu cat:Secondary (7-9 yrs)	0.030
		asset:any other telephone	0.000	roof construction:unburnt brick	0.029

		fuel type:Other	0.000	asset:thresher	0.027
		toilet facility:public community toilet	0.000	fuel type:wood	0.024
		fuel type:Charcoal	0.000	asset:tractor	0.019
		toilet facility:other	0.000	roof construction: palm/bamboo	0.017
		fuel type:Coal/Light	0.000	fuel type:biogas	0.017
		drinking water:surface water river/dam/lake/pond/stream/canal/irrigation channel	0.000	own house	0.016
		fuel type:Electricity	0.000	floor construction:dung	0.014
		fuel type:Kerosen	0.000	roof construction:mud	0.013
		drinking water:rainwater	0.000	drinking water:unprotected well	0.011
				wall construction:stone with lime/cement	0.009
				asset:car	0.008
				drinking water: piped into dwelling	0.007
				asset:an animal.drawn cart	0.007
				asset:computer	0.007
				roof construction:slate	0.006
				floor construction:polished stone/marble/granite	0.004
				fuel type:agricultural crop waste	0.004
				asset:any other telephone	0.003
				roof construction:metal/gi	0.003
				roof construction:other	0.003
				wall construction:raw wood/reused wood	0.003
				floor construction:sand	0.003
				wall construction:stone with mud	0.002
				roof construction:no roof	0.002
				roof construction:asbestos sheets	0.002
				drinking water:public tap/standpipe	0.002
				floor construction:brick	0.002
				roof construction: plastic/polythene sheeting	0.002
				roof construction:raw wood planks/timber	0.002
				roof construction:rustic mat	0.002
				wall construction:wood planks/shingles	0.001
				fuel type:electricity	0.001

				wall construction:plywood	0.001
				wall construction:no walls	0.000
				roof construction:loosely packed stone	0.000
				floor construction:ceramic tiles	0.000
				drinking water:other	0.000
				floor construction:carpet	0.000
				fuel type:charcoal	0.000
				roof construction:roofing shingles	0.000
				drinking water: piped to yard/plot	0.000
				floor construction:stone	0.000
				drinking water:protected well	0.000
				drinking water:cart with small tank	0.000
				wall construction:cardboard	0.000
				floor construction:vinyl or asphalt	0.000
				floor construction:raw wood planks	0.000
				drinking water:surface water (river/dam/lake/pond/stream/canal/irrigation)	0.000
				fuel type:other	0.000
				drinking water:unprotected spring	0.000
				roof construction:wood	0.000
				wall construction:other	0.000
				drinking water:protected spring	0.000
				drinking water:bottled water	0.000
				drinking water:rainwater	0.000
				floor construction: palm/bamboo	0.000
				fuel type:coal/lignite	0.000
				fuel type:kerosene	0.000
				floor construction:other	0.000
				wall construction: gi/metal/asbestos sheets	0.000
				floor construction:parquet or polished wood	0.000
				drinking water:tanker truck	0.000

Supplementary Figure 2. Trends of the rates and equity estimators for CHS indicators over rounds

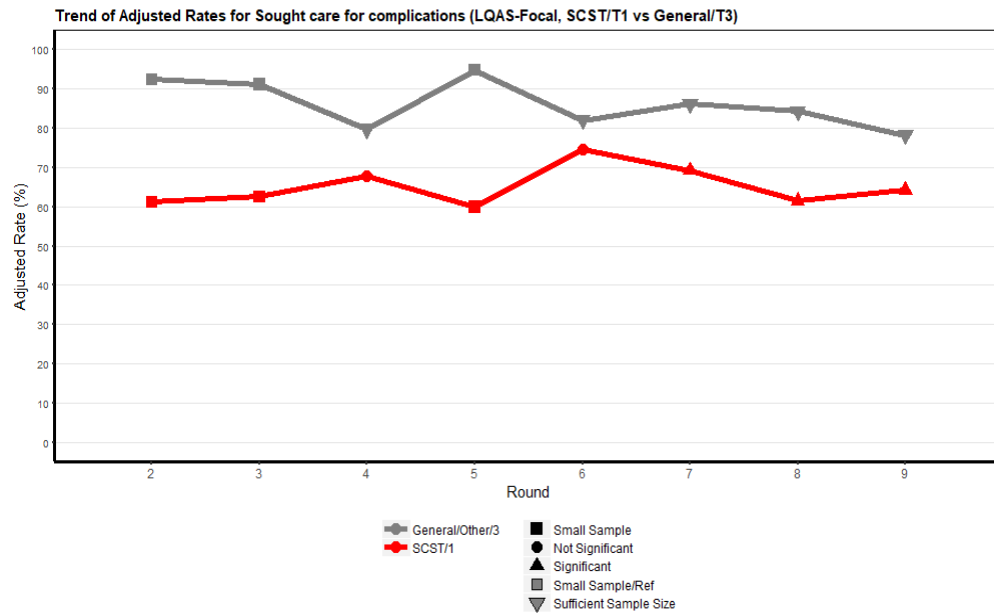
a. Mother's behaviour-related indicators



Equity Estimators (Estimated as Odds Ratio from Survey Logistic Regressions)

Equity Stratum	Round 2	Round 3	Round 4	Round 5	Round 6	Round 7	Round 8	Round 9
SCST/T1	1.68 (1.02 - 2.76), p=0.0405	2.12 (1.27 - 3.55), p=0.0040	Small size <=10	Small size <=10	2.89 (1.89 - 4.41), p<.0001	6.30 (3.85 - 10.30), p<.0001	3.76 (2.28 - 6.21), p<.0001	3.72 (2.02 - 6.85), p<.0001

The reference group is General/Other/T3

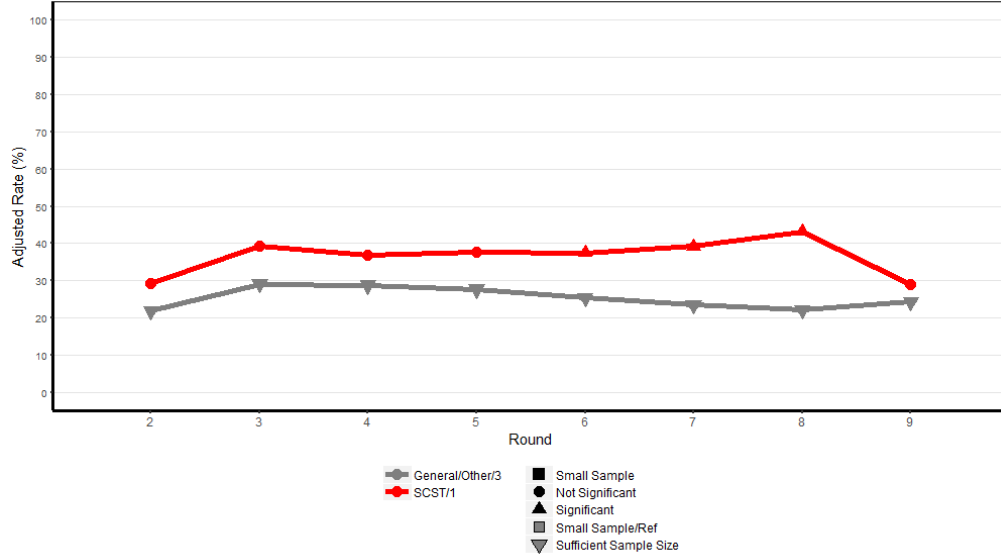


Equity Estimators (Estimated as Odds Ratio from Survey Logistic Regressions)

Equity Stratum	Round 2	Round 3	Round 4	Round 5	Round 6	Round 7	Round 8	Round 9
SCST/T1	Small size <=10	Small size <=10	0.51 (0.24 - 1.11), p=0.0900	Small size <=10	0.64 (0.30 - 1.40), p=0.2682	0.33 (0.21 - 0.52), p<.0001	0.26 (0.17 - 0.42), p<.0001	0.43 (0.28 - 0.66), p=0.0002

The reference group is General/Other/T3

Trend of Adjusted Rates for Identified skilled birth attendant (LQAS-Focal, SCST/T1 vs General/T3)

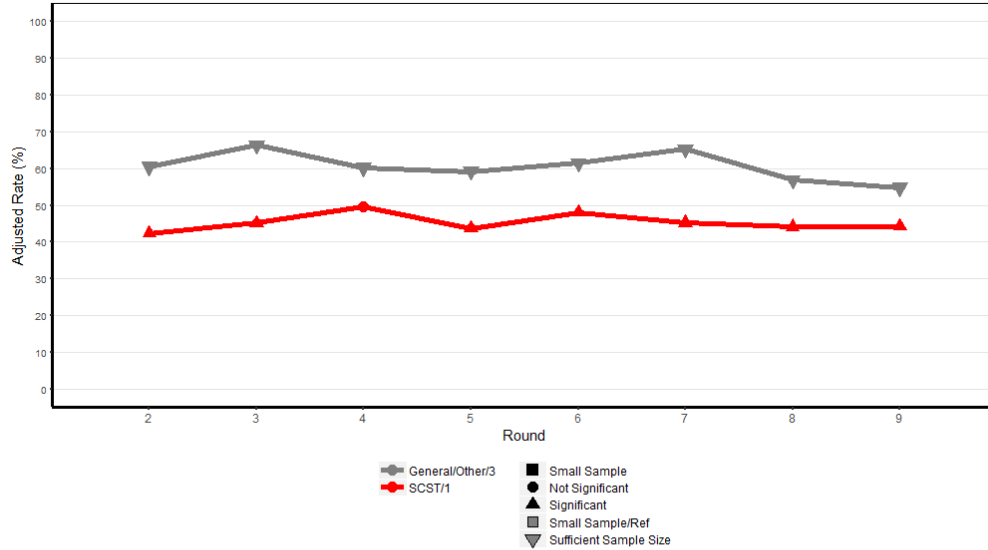


Equity Estimators (Estimated as Odds Ratio from Survey Logistic Regressions)

Equity Stratum	Round 2	Round 3	Round 4	Round 5	Round 6	Round 7	Round 8	Round 9
SCST/T1	1.43 (0.81 - 2.53), p=0.2199	1.58 (0.98 - 2.56), p=0.0595	1.40 (0.86 - 2.25), p=0.1750	1.57 (0.98 - 2.52), p=0.0593	1.79 (1.17 - 2.74), p=0.0077	2.13 (1.39 - 3.27), p=0.0005	2.72 (1.76 - 4.20), p<.0001	1.25 (0.77 - 2.04), p=0.3712

The reference group is General/Other/T3

Trend of Adjusted Rates for Arranged transportation to facility (LQAS-Focal, SCST/T1 vs General/T3)

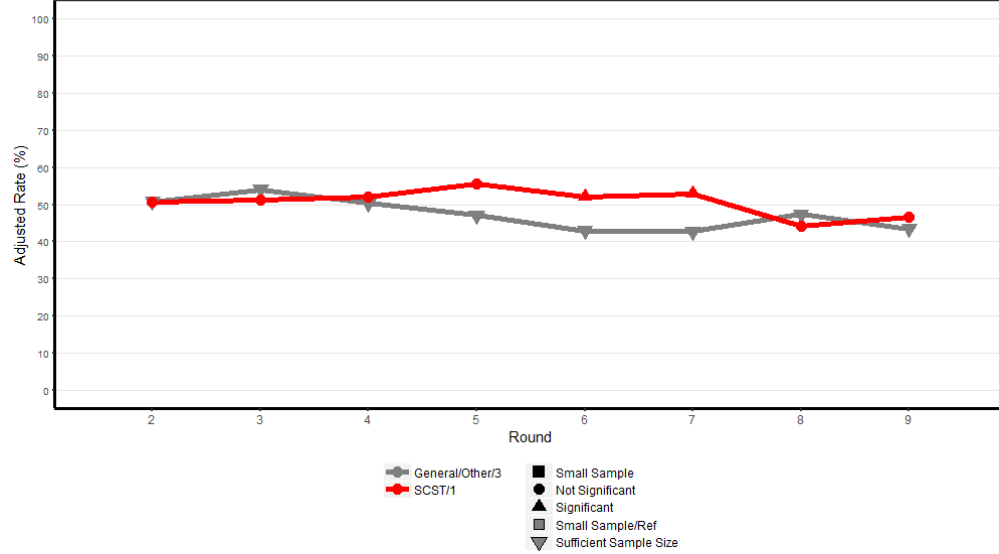


Equity Estimators (Estimated as Odds Ratio from Survey Logistic Regressions)

Equity Stratum	Round 2	Round 3	Round 4	Round 5	Round 6	Round 7	Round 8	Round 9
SCST/T1	0.47 (0.28 - 0.77), p=0.0027	0.41 (0.25 - 0.69), p=0.0007	0.64 (0.40 - 1.02), p=0.0597	0.54 (0.34 - 0.88), p=0.0133	0.57 (0.38 - 0.86), p=0.0072	0.40 (0.27 - 0.60), p<.0001	0.56 (0.37 - 0.85), p=0.0069	0.61 (0.39 - 0.95), p=0.0296

The reference group is General/Other/T3

Trend of Adjusted Rates for Received IFA (LQAS-Focal, SCST/T1 vs General/T3)

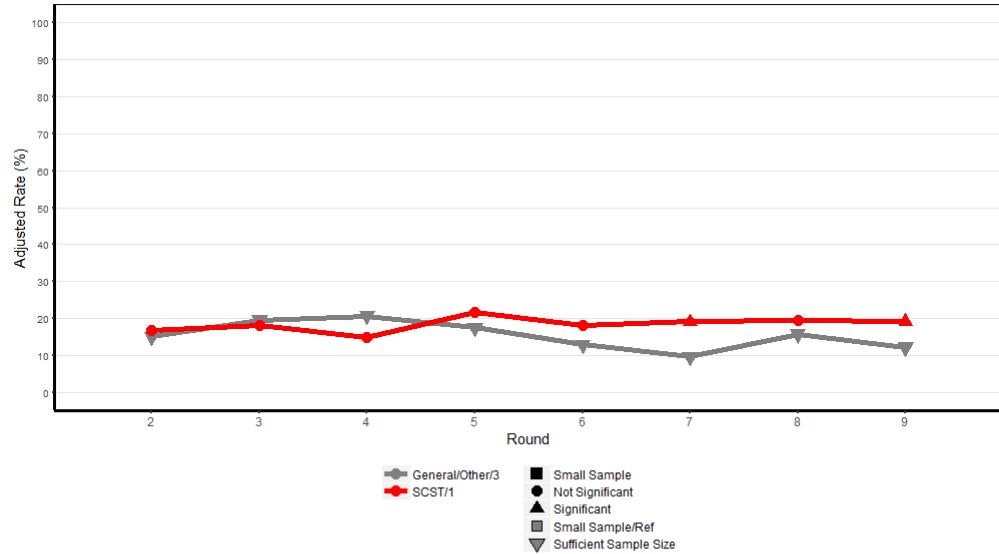


Equity Estimators (Estimated as Odds Ratio from Survey Logistic Regressions)

Equity Stratum	Round 2	Round 3	Round 4	Round 5	Round 6	Round 7	Round 8	Round 9
SCST/T1	1.03 (0.67 - 1.58), p=0.8866	0.92 (0.60 - 1.40), p=0.7004	1.12 (0.74 - 1.70), p=0.5812	1.46 (0.96 - 2.23), p=0.0764	1.45 (1.00 - 2.10), p=0.0498	1.47 (1.04 - 2.09), p=0.0305	0.80 (0.54 - 1.18), p=0.2579	1.10 (0.76 - 1.60), p=0.6058

The reference group is General/Other/T3

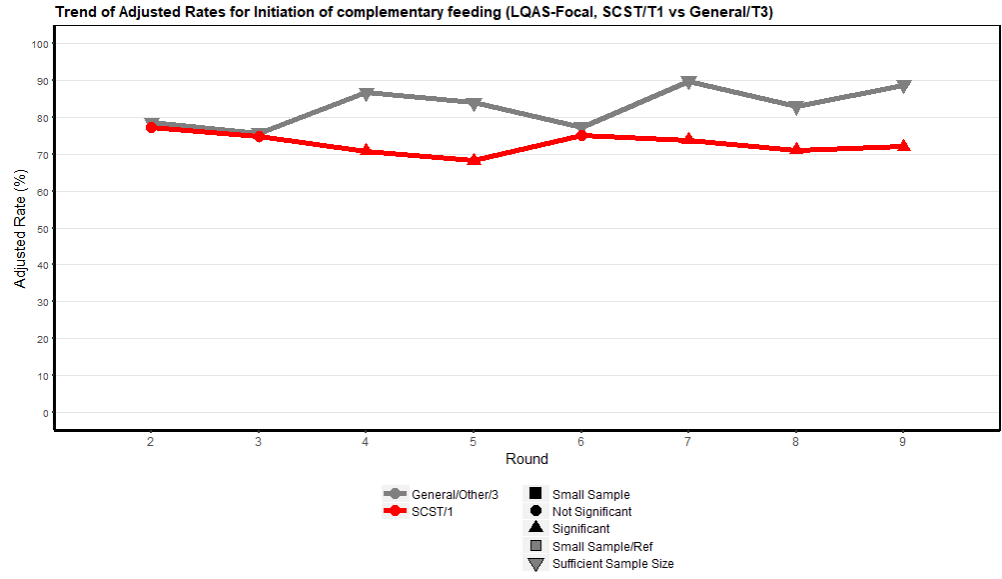
Trend of Adjusted Rates for Skin to skin care (LQAS-Focal, SCST/T1 vs General/T3)



Equity Estimators (Estimated as Odds Ratio from Survey Logistic Regressions)

Equity Stratum	Round 2	Round 3	Round 4	Round 5	Round 6	Round 7	Round 8	Round 9
SCST/T1	1.14 (0.64 - 2.05), p=0.6604	0.90 (0.53 - 1.54), p=0.7022	0.64 (0.37 - 1.10), p=0.1095	1.32 (0.81 - 2.15), p=0.2565	1.53 (0.96 - 2.45), p=0.0763	2.16 (1.21 - 3.89), p=0.0098	1.31 (0.82 - 2.08), p=0.2565	1.71 (1.06 - 2.75), p=0.0265

The reference group is General/Other/T3

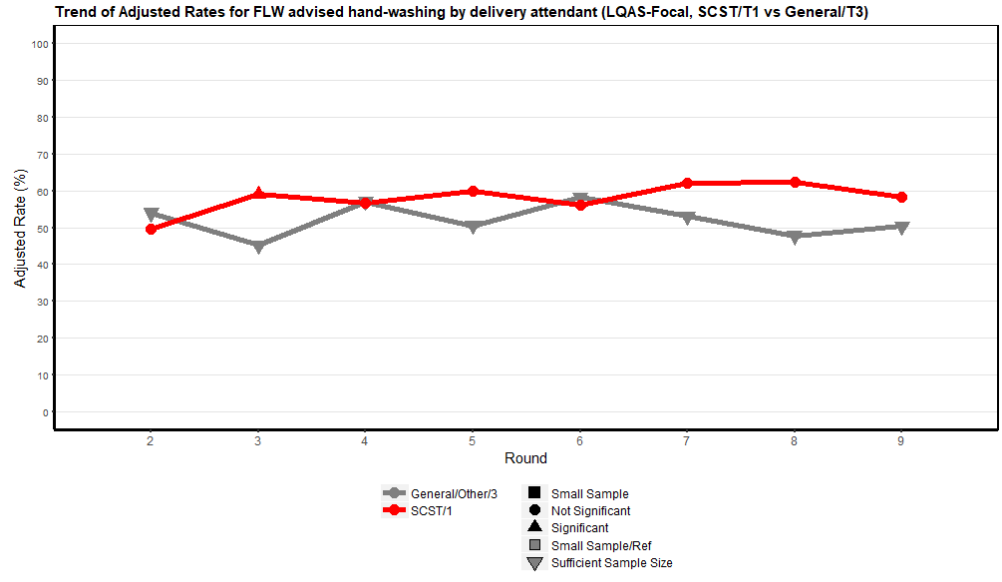


Equity Estimators (Estimated as Odds Ratio from Survey Logistic Regressions)

Equity Stratum	Round 2	Round 3	Round 4	Round 5	Round 6	Round 7	Round 8	Round 9
SCST/1	0.92 (0.61 - 1.38), p=0.6946	0.94 (0.62 - 1.43), p=0.7837	0.39 (0.21 - 0.75), p=0.0048	0.46 (0.22 - 0.94), p=0.0323	0.91 (0.60 - 1.38), p=0.6639	0.34 (0.19 - 0.59), p=0.0002	0.52 (0.35 - 0.79), p=0.0020	0.34 (0.20 - 0.55), p<0.001

The reference group is General/Other/T3

b. FLW-related indicators

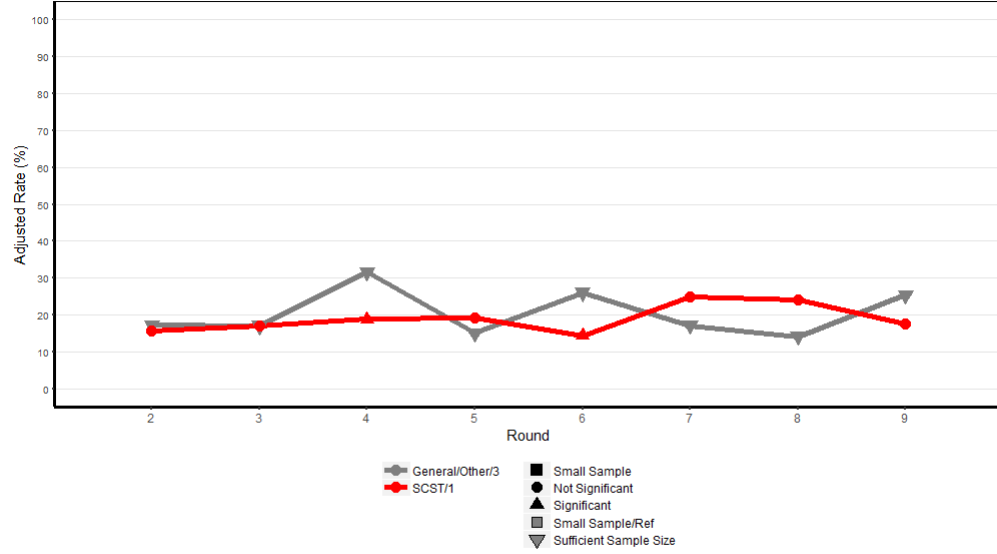


Equity Estimators (Estimated as Odds Ratio from Survey Logistic Regressions)

Equity Stratum	Round 2	Round 3	Round 4	Round 5	Round 6	Round 7	Round 8	Round 9
SCST/1	0.85 (0.49 - 1.47), p=0.5524	1.78 (1.05 - 3.02), p=0.0325	1.02 (0.60 - 1.76), p=0.9272	1.49 (0.85 - 2.62), p=0.1656	0.92 (0.55 - 1.52), p=0.7336	1.40 (0.81 - 2.42), p=0.2238	1.78 (0.98 - 3.25), p=0.0599	1.33 (0.78 - 2.27), p=0.2969

The reference group is General/Other/T3

Trend of Adjusted Rates for FLW advised adoption of PPIUD post-delivery (LQAS-Focal, SCST/T1 vs General/T3)

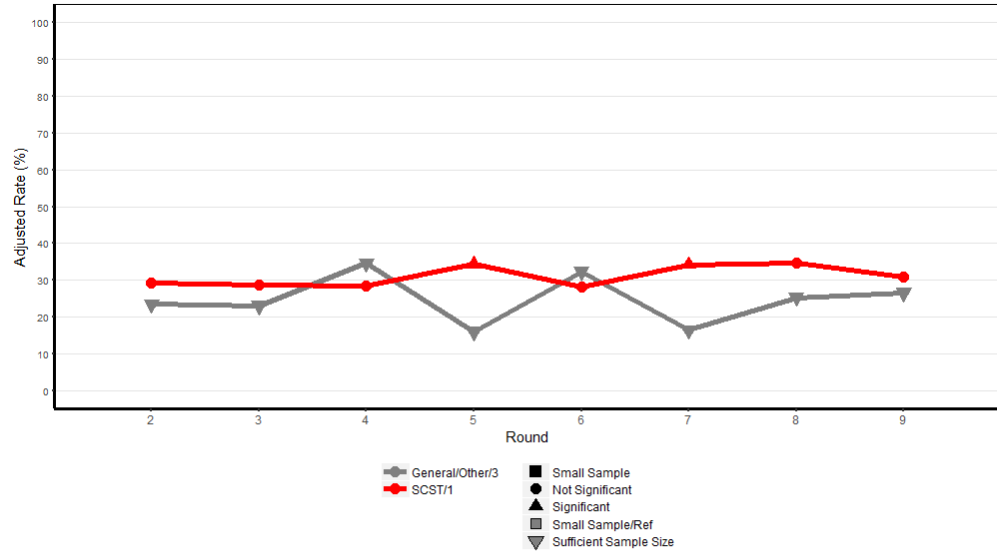


Equity Estimators (Estimated as Odds Ratio from Survey Logistic Regressions)

Equity Stratum	Round 2	Round 3	Round 4	Round 5	Round 6	Round 7	Round 8	Round 9
SCST/T1	0.85 (0.39 - 1.85), p=0.6872	0.93 (0.49 - 1.79), p=0.8377	0.47 (0.24 - 0.90), p=0.0239	1.31 (0.67 - 2.56), p=0.4317	0.45 (0.25 - 0.81), p=0.0073	1.46 (0.67 - 3.15), p=0.3379	1.81 (0.86 - 3.85), p=0.1202	0.57 (0.29 - 1.12), p=0.1053

The reference group is General/Other/T3

Trend of Adjusted Rates for FLW advised adoption of sterilization post-delivery (LQAS-Focal, SCST/T1 vs General/T3)

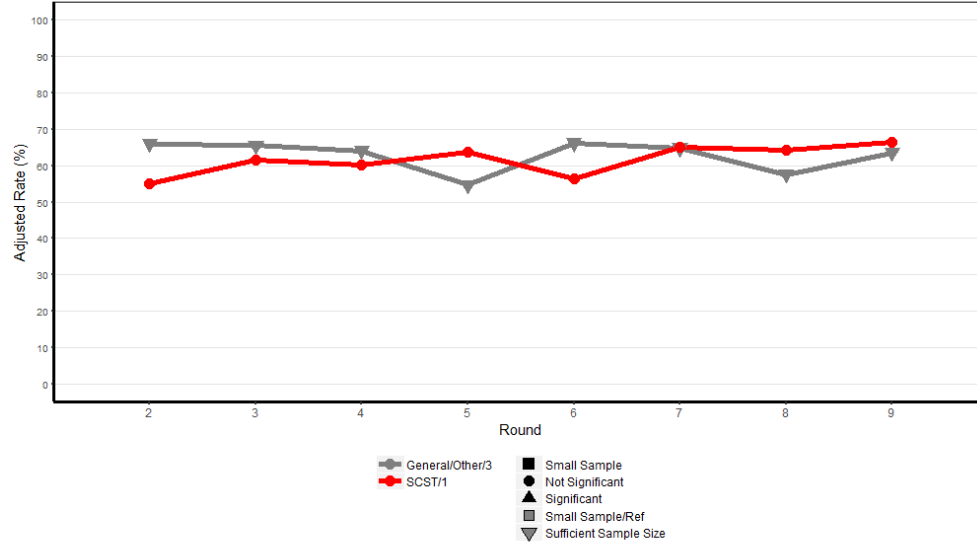


Equity Estimators (Estimated as Odds Ratio from Survey Logistic Regressions)

Equity Stratum	Round 2	Round 3	Round 4	Round 5	Round 6	Round 7	Round 8	Round 9
SCST/T1	1.25 (0.67 - 2.33), p=0.4906	1.21 (0.66 - 2.22), p=0.5378	0.66 (0.36 - 1.22), p=0.1888	2.52 (1.37 - 4.64), p=0.0029	0.73 (0.42 - 1.27), p=0.2663	2.21 (1.06 - 4.60), p=0.0334	1.40 (0.73 - 2.70), p=0.3122	1.09 (0.59 - 2.03), p=0.7774

The reference group is General/Other/T3

Trend of Adjusted Rates for FLW advised exclusive breastfeeding (LQAS-Focal, SCST/T1 vs General/T3)

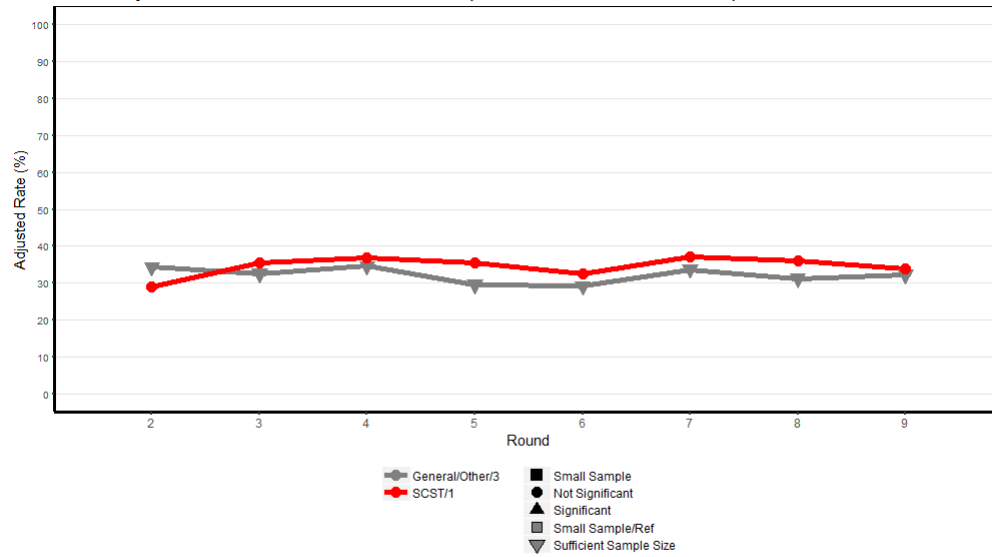


Equity Estimators (Estimated as Odds Ratio from Survey Logistic Regressions)

Equity Stratum	Round 2	Round 3	Round 4	Round 5	Round 6	Round 7	Round 8	Round 9
SCST/T1	0.63 (0.35 - 1.13), p=0.1242	0.84 (0.48 - 1.47), p=0.5421	0.86 (0.49 - 1.50), p=0.5976	1.52 (0.84 - 2.75), p=0.1700	0.66 (0.39 - 1.11), p=0.1160	0.98 (0.57 - 1.66), p=0.9294	1.33 (0.72 - 2.44), p=0.3652	1.11 (0.66 - 1.87), p=0.6936

The reference group is General/Other/T3

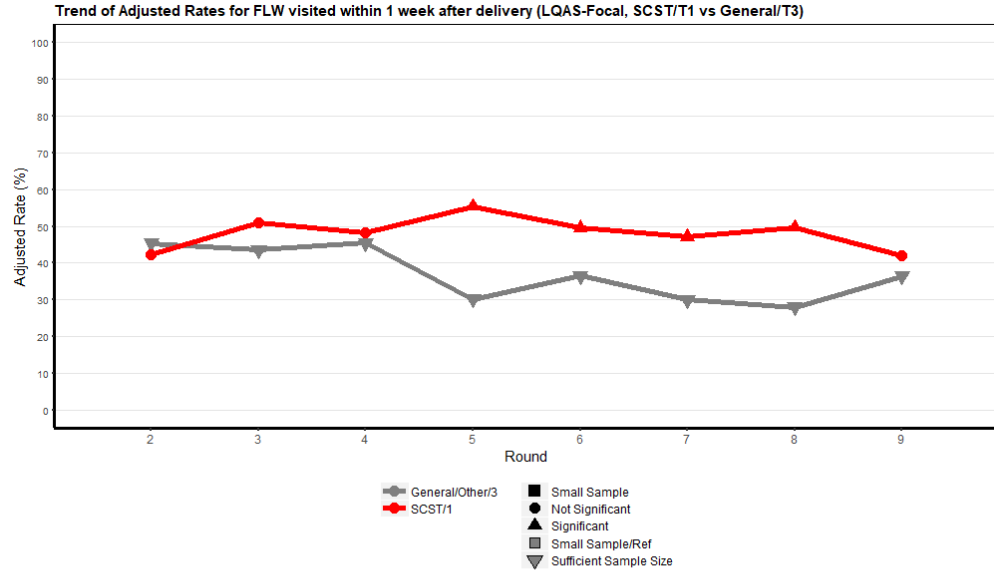
Trend of Adjusted Rates for FLW advised skin to skin care (LQAS-Focal, SCST/T1 vs General/T3)



Equity Estimators (Estimated as Odds Ratio from Survey Logistic Regressions)

Equity Stratum	Round 2	Round 3	Round 4	Round 5	Round 6	Round 7	Round 8	Round 9
SCST/T1	0.76 (0.42 - 1.36), p=0.3496	1.13 (0.65 - 1.95), p=0.6680	1.09 (0.63 - 1.89), p=0.7686	1.35 (0.77 - 2.38), p=0.2882	1.18 (0.68 - 2.08), p=0.5545	1.10 (0.57 - 2.12), p=0.7749	1.27 (0.68 - 2.41), p=0.4537	1.08 (0.62 - 1.90), p=0.7819

The reference group is General/Other/T3

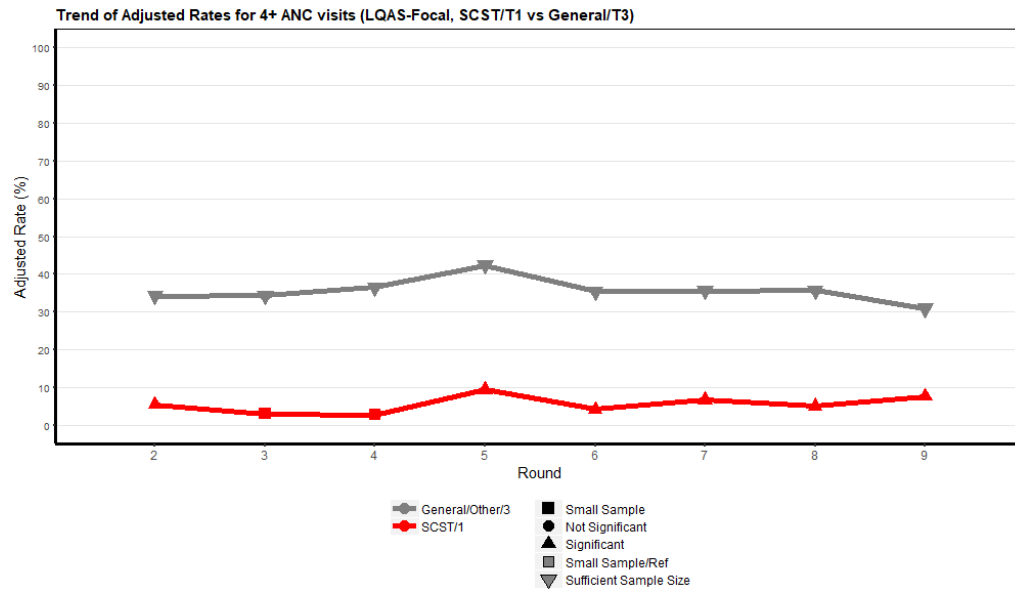


Equity Estimators (Estimated as Odds Ratio from Survey Logistic Regressions)

Equity Stratum	Round 2	Round 3	Round 4	Round 5	Round 6	Round 7	Round 8	Round 9
SCST/T1	0.90 (0.59 - 1.36), p=0.6068	1.38 (0.92 - 2.08), p=0.1191	1.14 (0.76 - 1.71), p=0.5194	2.99 (1.95 - 4.59), p<.0001	1.69 (1.15 - 2.49), p=0.0074	2.06 (1.43 - 2.98), p=0.0001	2.52 (1.69 - 3.74), p<.0001	1.28 (0.89 - 1.84), p=0.1889

The reference group is General/Other/T3

c. Facility outreach/service delivery indicators

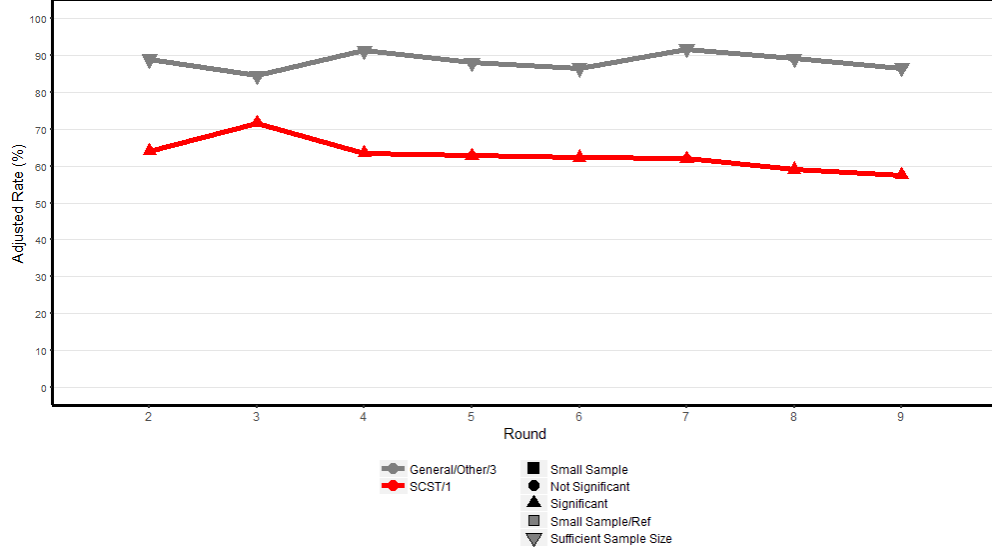


Equity Estimators (Estimated as Odds Ratio from Survey Logistic Regressions)

Equity Stratum	Round 2	Round 3	Round 4	Round 5	Round 6	Round 7	Round 8	Round 9
SCST/T1	0.11 (0.05 - 0.25), p<.0001	Small size <=10	Small size <=10	0.14 (0.08 - 0.27), p<.0001	0.08 (0.05 - 0.15), p<.0001	0.14 (0.09 - 0.21), p<.0001	0.10 (0.06 - 0.17), p<.0001	0.20 (0.13 - 0.31), p<.0001

The reference group is General/Other/T3

Trend of Adjusted Rates for Place of delivery: In a facility (public or private) (LQAS-Focal, SCST/T1 vs General/T3)

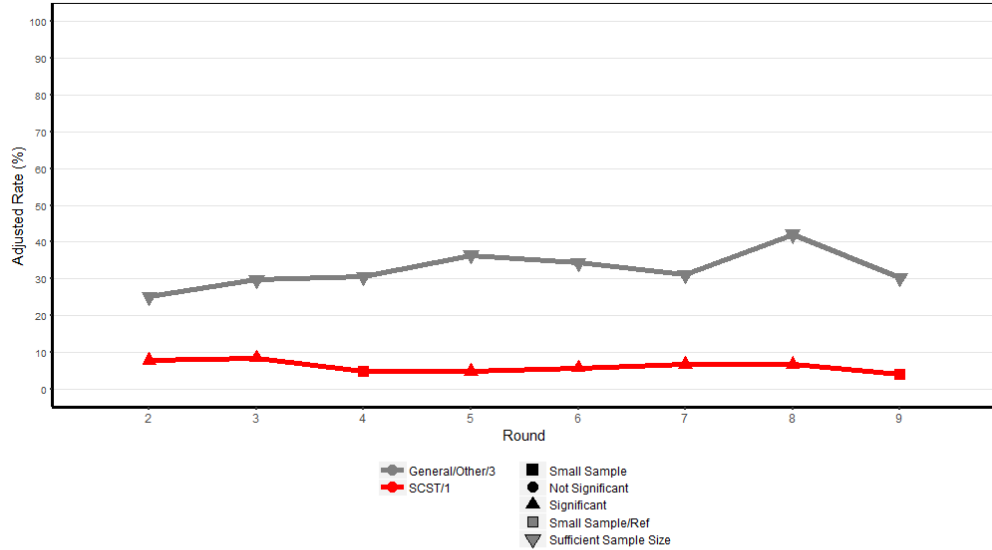


Equity Estimators (Estimated as Odds Ratio from Survey Logistic Regressions)

Equity Stratum	Round 2	Round 3	Round 4	Round 5	Round 6	Round 7	Round 8	Round 9
SCST/1	0.22 (0.12 - 0.41), p<.0001	0.48 (0.29 - 0.81), p=0.0064	0.17 (0.10 - 0.32), p<.0001	0.24 (0.13 - 0.43), p<.0001	0.27 (0.16 - 0.47), p<.0001	0.15 (0.09 - 0.26), p<.0001	0.18 (0.10 - 0.31), p<.0001	0.21 (0.13 - 0.35), p<.0001

The reference group is General/Other/T3

Trend of Adjusted Rates for Qualified Doctor conducted facility delivery (LQAS-Focal, SCST/T1 vs General/T3)

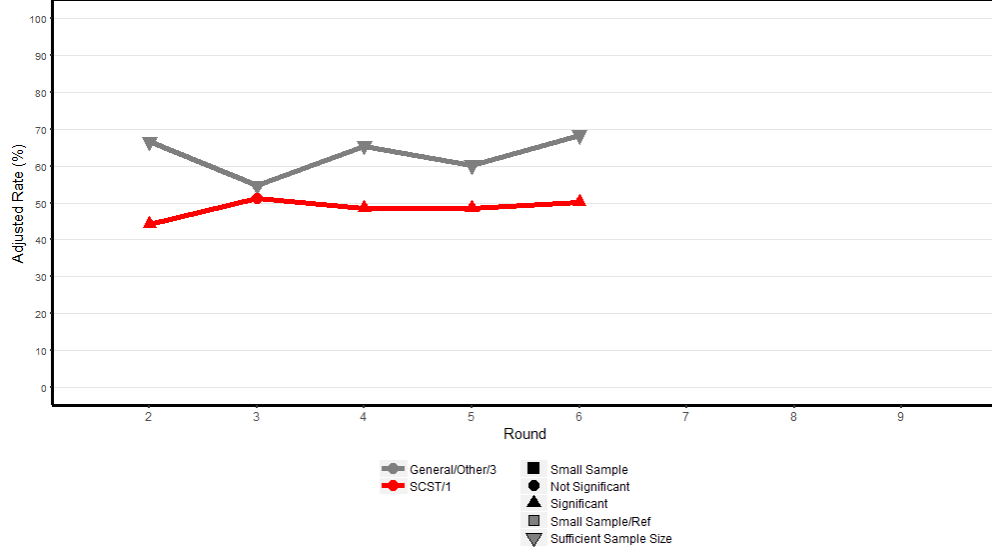


Equity Estimators (Estimated as Odds Ratio from Survey Logistic Regressions)

Equity Stratum	Round 2	Round 3	Round 4	Round 5	Round 6	Round 7	Round 8	Round 9
SCST/1	0.25 (0.12 - 0.49), p<.0001	0.22 (0.11 - 0.43), p<.0001	Small size <=10	0.08 (0.04 - 0.18), p<.0001	0.12 (0.07 - 0.20), p<.0001	0.16 (0.09 - 0.28), p<.0001	0.10 (0.05 - 0.19), p<.0001	Small size <=10

The reference group is General/Other/T3

Trend of Adjusted Rates for DPT3 Recorded on Immunization card (LQAS-Focal, SCST/T1 vs General/T3)

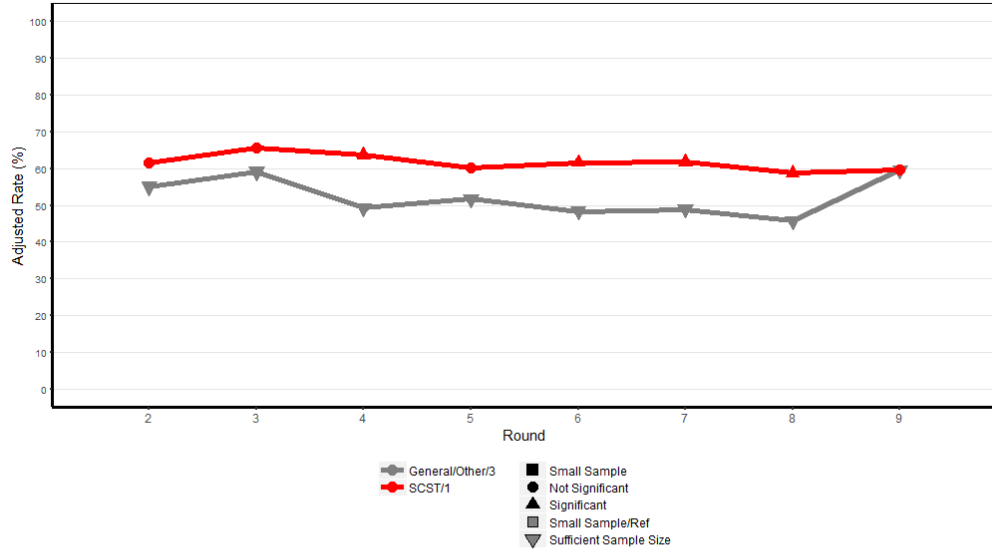


Equity Estimators (Estimated as Odds Ratio from Survey Logistic Regressions)

Equity Stratum	Round 2	Round 3	Round 4	Round 5	Round 6	Round 7	Round 8	Round 9
SCST/T1	0.41 (0.27 - 0.62), p<.0001	0.90 (0.60 - 1.35), p=0.6091	0.51 (0.33 - 0.81), p=0.0039	0.63 (0.42 - 0.96), p=0.0302	0.48 (0.33 - 0.69), p<.0001	Not Available	Not Available	Not Available

The reference group is General/Other/T3

Trend of Adjusted Rates for Immediate breastfeeding (LQAS-Focal, SCST/T1 vs General/T3)



Equity Estimators (Estimated as Odds Ratio from Survey Logistic Regressions)

Equity Stratum	Round 2	Round 3	Round 4	Round 5	Round 6	Round 7	Round 8	Round 9
SCST/T1	1.30 (0.86 - 1.98), p=0.2180	1.35 (0.90 - 2.03), p=0.1495	1.82 (1.20 - 2.76), p=0.0046	1.42 (0.94 - 2.17), p=0.0981	1.80 (1.25 - 2.59), p=0.0016	1.74 (1.23 - 2.47), p=0.0019	1.75 (1.22 - 2.50), p=0.0024	1.05 (0.68 - 1.64), p=0.8135

The reference group is General/Other/T3