

**Table S1** MNM events by the WHO, Namibian and SSA clinical, laboratory and management criteria

	WHO n=71	Namibian n=118	SSA n=242
<b>Clinical criteria</b>	<b>44</b>	<b>82</b>	<b>174</b>
Acute cyanosis	0	0	0
Gasping	2	2	2
Respiratory rate >40 or <6/min	11	11	11
Shock	24	24	24
Oliguria non responsive to fluids or diuretics	6	6	6
Failure to form clots	4	4	4
Loss of consciousness lasting more than 12 h	10	10	10
Cardiac Arrest	2	2	2
Stroke	2	2	2
Uncontrollable fits / total paralysis	6	6	6
Jaundice in the presence of pre-eclampsia	0	0	0
Eclampsia <sup>a</sup>	*	44	44
Ruptured uterus <sup>a</sup>	*	1	1
Sepsis or severe systemic infection <sup>b</sup>	*	*	40
Pulmonary edema <sup>b</sup>	*	*	13
Severe complications of abortion <sup>b</sup>	*	*	21
Severe malaria <sup>b</sup>	*	*	0
Severe pre-eclampsia with ICU admission <sup>b</sup>	*	*	103
<b>Laboratory criteria</b>	<b>31</b>	<b>31</b>	<b>28</b>
Oxygen saturation <90% for >60 minutes	8	8	8
PaO <sub>2</sub> /FiO <sub>2</sub> <200 mmHg <sup>c</sup>	0	0	*
Creatinine ≥300µmol/l or ≥3.5 mg/dl	4	4	4
Bilirubin >100 µmol/l or > 6.0 mg/dl <sup>c</sup>	2	2	*
pH <7.1 <sup>c</sup>	2	2	*
Lactate >5 mEq/mL <sup>c</sup>	1	1	*
Acute thrombocytopenia (<50.000 platelets/ml)	17	17	17
Loss of consciousness and glucose/ketoacids in urine	1	1	1
<b>Management-based criteria</b>	<b>34</b>	<b>48</b>	<b>122</b>
Use of continuous vasoactive drugs <sup>c</sup>	7	7	*
Hysterectomy following infection or hemorrhage	4	4	4
Transfusion of .. units of blood or red cells	15 <sup>d</sup>	31 <sup>e</sup>	112 <sup>f</sup>
Intubation and ventilation not related to anesthesia	15	15	15
Dialysis for acute renal failure	1	1	*
Cardiopulmonary resuscitation	2	2	2
Laparotomy other than for caesarian section <sup>b</sup>	*	*	6
Laparotomy other than for caesarean or ectopic pregnancy <sup>g</sup>	*	2	*

**Legend**

<sup>a</sup> Criterion added by Namibian and SSA-tools; <sup>b</sup> Criterion added by SSA-tool; <sup>c</sup> Criterion excluded by SSA-tool; <sup>d</sup> Five blood products; <sup>e</sup> Four blood products; <sup>f</sup> Two blood products; <sup>g</sup> Criterion added by Namibian-tool; \* Not a criterion according to the specified tool


**Table S2** MNM events by the WHO, Namibian and SSA organ-dysfunction criteria

	WHO n=71	Namibian n=118	SSA n=242
<b>Cardiovascular dysfunction</b>	<b>29</b>	<b>29</b>	<b>26</b>
Shock	24	24	24
Cardiac Arrest	2	2	2
Use of continuous vasoactive drugs <sup>a</sup>	7	7	*
Cardiopulmonary resuscitation	2	2	2
Lactate >5mmol/l <sup>a</sup>	1	1	*
pH <7.1 <sup>a</sup>	2	2	*
<b>Respiratory dysfunction</b>	<b>22</b>	<b>22</b>	<b>22</b>
Acute cyanosis	0	0	0
Gasping	2	2	2
Respiratory rate >40 or <6/min	11	11	11
Intubation/ventilation not related to anesthesia	15	15	15
Oxygen saturation <90% for >60 minutes	8	8	8
PaO <sub>2</sub> /FiO <sub>2</sub> <200 mmHg <sup>a</sup>	0	0	*
<b>Renal dysfunction</b>	<b>9</b>	<b>9</b>	<b>9</b>
Oliguria non responsive to fluids or diuretics	6	6	6
Dialysis for acute renal failure <sup>a</sup>	1	1	*
Creatinine ≥300μmol/l or ≥3.5 mg/dl	4	4	4
<b>Coagulation/hematological dysfunction</b>	<b>29</b>	<b>42</b>	<b>119</b>
Failure to form clots	4	4	4
Transfusion of .. units of blood or red cells	15 <sup>b</sup>	31 <sup>c</sup>	112 <sup>d</sup>
Severe acute thrombocytopenia (<50.000/ml)	17	17	17
<b>Hepatic dysfunction</b>	<b>2</b>	<b>2</b>	<b>0</b>
Jaundice in the presence of pre-eclampsia	0	0	0
Bilirubin >100 μmol/l or > 6.0 mg/dl <sup>a</sup>	2	2	*
<b>Neurological dysfunction</b>	<b>13</b>	<b>13</b>	<b>13</b>
Loss of consciousness lasting more than 12 h	10	10	10
Loss of consciousness, glucose/ketoacids in urine	1	1	1
Stroke	2	2	2
Uncontrollable fits / total paralysis	6	6	6
<b>Uterine dysfunction</b>	<b>4</b>	<b>4</b>	<b>4</b>
Hysterectomy following infection or hemorrhage	4	4	4
<b>Additional parameters</b>	<b>*</b>	<b>47</b>	<b>176</b>
Eclampsia <sup>e</sup>	*	44	44
Ruptured uterus <sup>e</sup>	*	1	1
Sepsis or severe systemic infection <sup>f</sup>	*	*	40
Pulmonary edema <sup>f</sup>	*	*	13
Severe complications of abortion <sup>f</sup>	*	*	21
Severe malaria <sup>f</sup>	*	*	0
Severe pre-eclampsia with ICU admission <sup>f</sup>	*	*	103
Laparotomy other than for CS <sup>f</sup>	*	*	6
Laparotomy other than for CS or ectopic pregnancy <sup>g</sup>	*	2	*

**Legend**

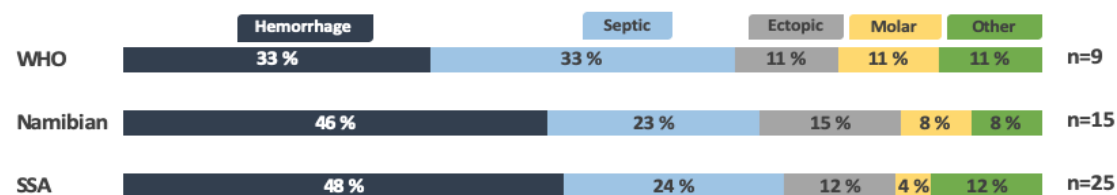
<sup>a</sup> Criterion excluded by SSA-tool; <sup>b</sup> Five blood products; <sup>c</sup> Four blood products; <sup>d</sup> Two blood products; <sup>e</sup> Criterion added by Namibian and SSA-tools; <sup>f</sup> Criterion added by SSA-tool; <sup>g</sup> Criterion added by Namibian-tool; \* Not a criterion according to the specified tool

**Figure S1** Underlying causes of MNM for the different tools, number of events

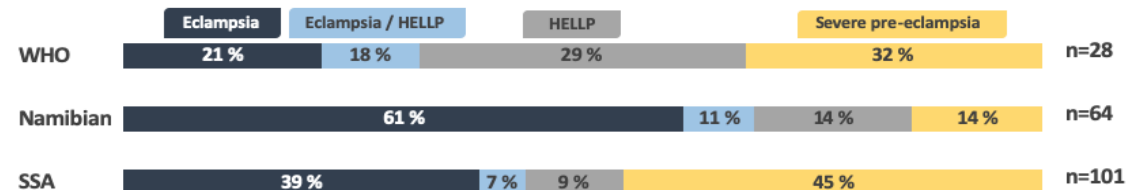


**Figure S2** Distribution of the underlying causes and differences between the MNM criteria, number of events

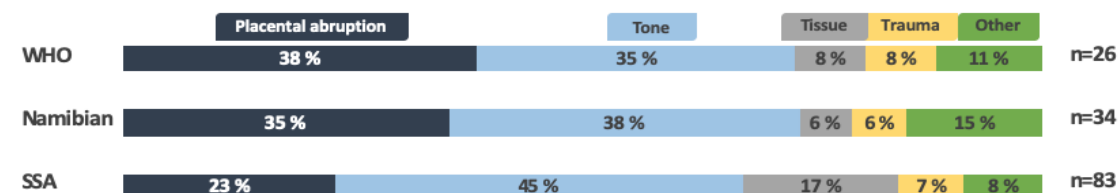
**Pregnancy with abortive outcome**



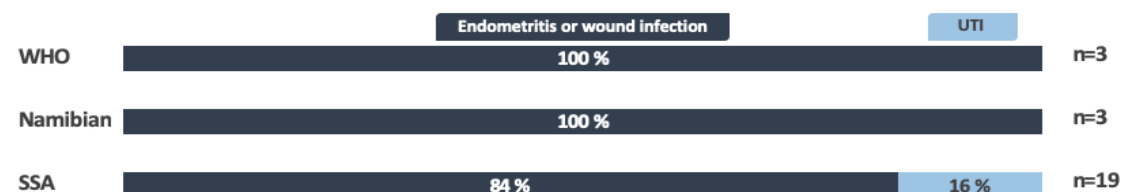
**Hypertensive disorders**



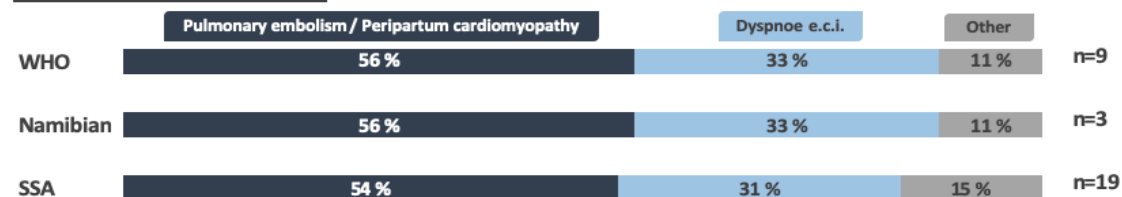
**Obstetric hemorrhage**



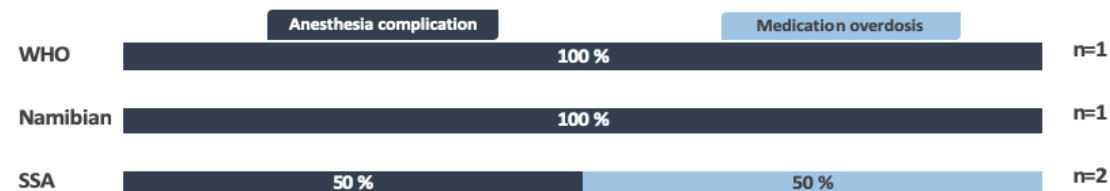
**Infection, pregnancy-related**



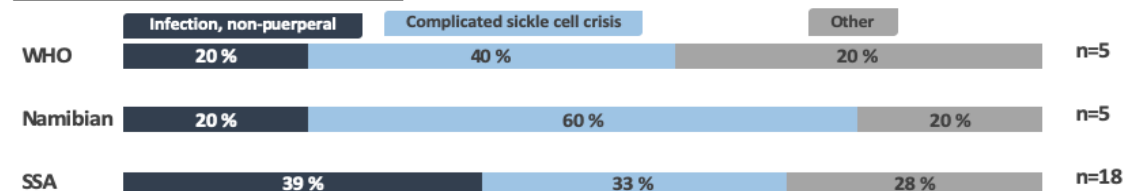
**Other obstetric complications**



**Unanticipated complication of management**



**Indirect, non-obstetric complications**



**Table S3** Association between Namibian maternal near-miss and maternal characteristics and perinatal outcomes (MNM n=98, no MNM n=9082)

Maternal characteristics										
	MNM <sup>1</sup>	No MNM	cOR	95% CI		p-value	aOR	95% CI		p-value
Teenage pregnancy	13 / 98 (13.3%)	1201 / 8989 (13.4%)	0.99	0.55	1.78	0.978				
Old maternal age > 35yrs	20 / 97 (20.6%)	1275 / 8980 (14.2%)	1.57	0.96	2.58	0.075				
Maroon ethnicity	43 / 97 (44.3%)	2592 / 9041 (28.7%)	1.98	1.32	2.97	<b>0.001</b>	1.93	1.25	2.99	<b>0.003</b>
Nullipara	39 / 98 (39.8%)	3110 / 9050 (34.4%)	1.26	0.84	1.90	0.261				

Grande multipara ( $\geq 4$ )	22 / 98 (22.4%)	1197 / 9050 (13.2%)	1.90	1.18	3.06	<b>0.009</b>	1.47	0.86	2.53	0.162
Multiple pregnancy	1 / 98 (1.0%)	120 / 9082 (1.3%)	0.77	0.11	5.57	0.796				
<b>Perinatal outcomes</b>										
	<b>MNM<sup>2</sup></b>	<b>No MNM</b>	<b>cOR</b>	<b>95% CI</b>		<b>p-value</b>	<b>aOR</b>	<b>95% CI</b>		<b>p-value</b>
Low birth weight (<2500 g)	48 / 94 (51.1%)	1278 / 9037 (14.1%)	6.34	4.21	9.53	<b>&lt;0.001</b>	1.34 <sup>3</sup>	0.67	2.67	0.41
Preterm birth (GA <37w)	53 / 98 (54.1%)	1248 / 9082 (13.7%)	7.39	4.95	11.05	<b>&lt;0.001</b>	<b>2.25<sup>4</sup></b>	<b>1.11</b>	<b>4.56</b>	<b>0.025</b>
Low Apgar 5 min below 7	9 / 78 (11.5%)	224 / 8815 (2.5%)	5.00	2.47	10.15	<b>&lt;0.001</b>	1.91 <sup>5</sup>	0.83	4.39	0.128
Late stillbirth (GA>28w)	15 / 98 (15.3%)	107 / 9082 (1.2%)	15.2	8.5	27.1	<b>&lt;0.001</b>	<b>4.74<sup>5</sup></b>	<b>2.34</b>	<b>9.62</b>	<b>&lt;0.001</b>
<b>Legend</b>										
<sup>1</sup> MNM is the dependent variable										
<sup>2</sup> MNM is the independent variable										
<sup>3</sup> Adjusted for age, parity ethnicity, gestational age, Apgar score and stillbirth										
<sup>4</sup> Adjusted for age, parity ethnicity, birth weight, Apgar score and stillbirth										
<sup>5</sup> Adjusted for age, parity, ethnicity, gestational age and birth weight										
GA: gestational age										

**Table S4** Association between Sub-Sahara African maternal near-miss and maternal characteristics and perinatal outcomes (MNM n=209, no MNM n=8971)

Maternal characteristics										
	MNM <sup>1</sup>	No MNM	cOR	95% CI		p-value	aOR	95% CI		p-value
Teenage pregnancy	23 / 208 (11.1%)	1191 / 8879 (13.4%)	0.80	0.52	1.24	0.324				
Old maternal age > 35yrs	45 / 207 (21.7%)	1250 / 8870 (14.1%)	<b>1.69</b>	<b>1.21</b>	<b>2.37</b>	<b>0.002</b>	<b>1.50</b>	<b>1.03</b>	<b>2.20</b>	<b>0.036</b>
Maroon ethnicity	76 / 208 (36.5%)	2559 / 8930 (28.7%)	<b>1.43</b>	<b>1.08</b>	<b>1.91</b>	<b>0.014</b>	<b>1.42</b>	<b>1.04</b>	<b>1.94</b>	<b>0.027</b>
Nullipara	74 / 208 (35.6%)	2075 / 8940 (34.4%)	1.05	0.79	1.40	0.723				
Grande multipara (≥ 4)	43 / 208 (20.7%)	1176 / 8940 (13.2%)	<b>1.72</b>	<b>1.22</b>	<b>2.42</b>	<b>0.002</b>	1.36	0.93	1.99	0.113
Multiple pregnancy	9 / 209 (4.3%)	112 / 8971 (1.2%)	<b>3.56</b>	<b>1.78</b>	<b>7.12</b>	<b>&lt;0.001</b>	<b>3.38</b>	<b>1.68</b>	<b>6.81</b>	<b>0.001</b>
Perinatal outcomes										
	MNM <sup>2</sup>	No MNM	cOR	95% CI		p-value	aOR	95% CI		p-value
Low birth weight (<2500 g)	92 / 202 (45.5%)	1234 / 8929 (13.8%)	<b>5.22</b>	<b>3.93</b>	<b>6.92</b>	<b>&lt;0.001</b>	1.45 <sup>3</sup>	0.92	2.92	0.114
Preterm birth (GA <37w)	101 / 209 (48.3%)	1200 / 8971 (13.4%)	<b>6.06</b>	<b>4.59</b>	<b>8.00</b>	<b>&lt;0.001</b>	<b>2.57<sup>4</sup></b>	<b>1.62</b>	<b>4.11</b>	<b>&lt;0.001</b>
Low Apgar 5 min below 7	20 / 172 (11.6%)	213 / 8721 (2.4%)	<b>5.26</b>	<b>3.23</b>	<b>8.54</b>	<b>&lt;0.001</b>	<b>2.41<sup>5</sup></b>	<b>1.36</b>	<b>4.30</b>	<b>0.003</b>
Late stillbirth (GA>28w)	23 / 209 (11.0%)	99 / 8971 (1.1%)	<b>11.08</b>	<b>6.88</b>	<b>17.84</b>	<b>&lt;0.001</b>	<b>3.98<sup>5</sup></b>	<b>2.24</b>	<b>7.06</b>	<b>&lt;0.001</b>
<b>Legend</b> <sup>1</sup> MNM is the dependent variable <sup>2</sup> MNM is the independent variable <sup>3</sup> Adjusted for age, parity ethnicity, gestational age, Apgar score and stillbirth <sup>4</sup> Adjusted for age, parity ethnicity, birth weight, Apgar score and stillbirth <sup>5</sup> Adjusted for age, parity, ethnicity, gestational age and birth weight GA: gestational age										